


## Package Contents

- 1 x 3.5" Front Panel
- 1 x User Manual
- 2 x Internal USB Cables
- 1 x Internal IEEE 1394 Firewire and Audio Cable
- 1 x IEEE 1394 External Cable
- 1 x SATA Cable

## Installation

To prepare for installation, connect the appropriate cables to the USB1, USB2, eSATA, 1394 (FireWire), MIC (Microphone) and SPK (Speaker) ports on the Multiport Panel, as shown:


1. Make sure that your PC is turned off.
2. Remove the PC Case Cover. Similarly, remove a 3.5" bay cover from the front panel of the Computer Case.
3. Pass the cables (connected to the Bay Panel as shown above) through the open bay, allowing access to the remaining ends from within the case.
4. With the cables now accessible from within the case, insert the Multiport Panel into the open bay and secure it using the small screws provided.
5. Connect the remaining ends of the cables to the necessary ports on the motherboard. For the specific location of each connector as it pertains to the host motherboard, please consult the documentation that accompanied your motherboard or computer at the time of purchase.



<b>1</b>	15-pin Header - Internal IEEE 1394 Firewire and Audio Cable
<b>2</b>	eSATA - to SATA connection
<b>3</b>	2 x 9-pin USB header

**Please note:** If the motherboard does not have an available (9-pin) FireWire header connection, please connect the IEEE 1394 external cable (included, shown below) to the IEEE 1394 connector on the internal 1394 FireWire/Audio cable (shown as 1 in diagram), then insert the FireWire connector provided by the IEEE 1394 external cable into an available external FireWire port on the computer.

### IEEE 1394 External Cable




# Specifications

<b>Connector Types</b>	1 x eSATA Plug 1 x FireWire 6 pin Female 4 x USB A Female 1x Audio Female Connector
<b>Regulatory Certifications</b>	CE, RoHS
<b>Dimensions</b>	102 mm (4.02 in ) x 25 mm (0.98 in ) x 135 mm (5.31 in )
<b>Weight</b>	220 g (7.77 oz )

## Accessories

Contact your local StarTech.com dealer or visit [www.startech.com](http://www.startech.com) for cables or other accessories that will help you get the best performance out of your new product:



**1394\_10** - 10' IEEE-1394 Firewire Cable 6-6 M/M  
**1394\_6** - 6' IEEE-1394 Firewire Cable 6-6 M/M



**ESATA3** - 3' Shielded External eSATA Cable M/M  
**ESATA6** - 6' Shielded External eSATA Cable M/M



**USB2HAB6** - 6' High Speed Certified USB 2.0 Cable  
**USB2HAB10** - 10' High Speed Certified USB 2.0 Cable

### Technical Support

StarTech.com's lifetime technical support is an integral part of our commitment to provide industry-leading solutions. If you ever need help with your product, visit [www.startech.com/support](http://www.startech.com/support) and access our comprehensive selection of online tools, documentation, and downloads.

### Warranty Information

This product is backed by a one year warranty. In addition, StarTech.com warrants its products against defects in materials and workmanship for the periods noted, following the initial date of purchase. During this period, the products may be returned for repair, or replacement with equivalent products at our discretion. The warranty covers parts and labor costs only. StarTech.com does not warrant its products from defects or damages arising from misuse, abuse, alteration, or normal wear and tear.

### Limitation of Liability

In no event shall the liability of StarTech.com Ltd. and StarTech.com USA LLP (or their officers, directors, employees or agents) for any damages (whether direct or indirect, special, punitive, incidental, consequential, or otherwise), loss of profits, loss of business, or any pecuniary loss, arising out of or related to the use of the product exceed the actual price paid for the product.

Some states do not allow the exclusion or limitation of incidental or consequential damages. If such laws apply, the limitations or exclusions contained in this statement may not apply to you.