

DRW115FANKIT


Installation Guide



1. Remove the caddy from the bay by lifting the handle and sliding the caddy out of the bay.



2. Remove each of the two screws situated on the sides of the caddy.




3. Remove the top panel from the caddy by pressing the cover release button and sliding the lid towards the back of the caddy.




4. Remove the installed drive (if necessary), then remove the fan bracket (with fans attached) from the caddy.



5. Disconnect the fans from the power cable(s).



6. Unscrew the fans from the bracket, noting the placement of the screws and the available screw holes.



7. Remove the fans from the bracket.

8. Once the original fans have been removed, attach the replacement fans to the bracket, positioning the power cables to the space left between the fans. (see illustrations, step #4, #6).

9. Fasten the fans to the bracket using the screws removed in step #3, and connect the power cables from the fans to the main (caddy) power cable.



10. Replace the fan bracket (with new fans attached) into the caddy.

11. With the replacement fans in place, re-install the hard drive in the caddy then replace the top panel (removed in step #3).

12. Re-fasten the screws removed in step #2.

13. With the handle lifted, slide the caddy into the bay until it is firmly seated. Lower the handle to click the caddy into its proper position.

Warranty Information

This product is backed by a one year warranty.

In addition, StarTech.com warrants its products against defects in materials and workmanship for the periods noted, following the initial date of purchase. During this period, the products may be returned for repair, or replacement with equivalent products at our discretion. The warranty covers parts and labor costs only. StarTech.com does not warrant its products from defects or damages arising from misuse, abuse, alteration, or normal wear and tear.

Limitation of Liability

In no event shall the liability of StarTech.com Ltd. and StarTech.com USA LLP (or their officers, directors, employees or agents) for any damages (whether direct or indirect, special, punitive, incidental, consequential, or otherwise), loss of profits, loss of business, or any pecuniary loss, arising out of or related to the use of the product exceed the actual price paid for the product. Some states do not allow the exclusion or limitation of incidental or consequential damages. If such laws apply, the limitations or exclusions contained in this statement may not apply to you.