

# DVI EDID Capture / Detector Box

DVIEDIDDET



**CONVERGE**AV **StarTech.com**   
*Making hard-to-find easy!*

## **FCC Compliance Statement**

This equipment has been tested and found to comply with the limits for a Class B digital device, pursuant to part 15 of the FCC Rules. These limits are designed to provide reasonable protection against harmful interference in a residential installation. This equipment generates, uses and can radiate radio frequency energy and, if not installed and used in accordance with the instructions, may cause harmful interference to radio communications. However, there is no guarantee that interference will not occur in a particular installation. If this equipment does cause harmful interference to radio or television reception, which can be determined by turning the equipment off and on, the user is encouraged to try to correct the interference by one or more of the following measures:

- Reorient or relocate the receiving antenna.
- Increase the separation between the equipment and receiver.
- Connect the equipment into an outlet on a circuit different from that to which the receiver is connected.
- Consult the dealer or an experienced radio/TV technician for help.

## **Use of Trademarks, Registered Trademarks, and other Protected Names and Symbols**

This manual may make reference to trademarks, registered trademarks, and other protected names and/or symbols of third-party companies not related in any way to StarTech.com. Where they occur these references are for illustrative purposes only and do not represent an endorsement of a product or service by StarTech.com, or an endorsement of the product(s) to which this manual applies by the third-party company in question. Regardless of any direct acknowledgement elsewhere in the body of this document, StarTech.com hereby acknowledges that all trademarks, registered trademarks, service marks, and other protected names and/or symbols contained in this manual and related documents are the property of their respective holders.

# Table of Contents

<b>Introduction .....</b>	<b>1</b>
Features .....	1
Package Contents .....	1
Front View .....	2
Rear View .....	2
<b>Installation.....</b>	<b>2</b>
<b>Technical Specifications.....</b>	<b>3</b>
Specifications .....	3
Pin Configuration .....	3
Input/Output Signal.....	4
<b>Technical Support .....</b>	<b>5</b>
<b>Warranty Information .....</b>	<b>5</b>

# Introduction

Thank you for purchasing a StarTech.com DVIEDIDDET DVI Detective. EDID signals can easily be lost when displays are switched, relocated, or powered off. Save time and capture your displays EDID settings to trick your computer into thinking it's still connected.


## Features

- Make your computer operate as though it is directly connected to the display, even while using converters or Cat5 extenders
- Stores EDID settings even when unit has been unplugged

## Package Contents


- 1 X EDID Detector / Capture Box
- 1 X Instruction Manual
- 1 X Power Adapter

## Front View



1. DVI In
2. Power Jack

## Rear View



1. Power LED
2. DVI Out

## Installation

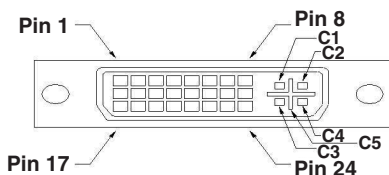
1. Power on the monitor being used, and connect it to the DVI Out on the DD-01 using the DVI cable.
2. Plug the 5V power supply into the DD-01.
3. Unplug the 5V power supply and monitor cable from the DD-01.
4. Connect the PC to the DVI In of the DD-01 using the DVI cable.
5. Power on the PC.

# Technical Specifications

## Specifications

Function	
Input Connector	1 DVI Female
Output Connector	1 DVI Female
Max. Resolution	1600x1200
Cable Distance	10 m (Max.)
Power Adapter (Min.)	DC 5V 1.0A
Housing	Metal
Weight	138 g
Dimensions (LxWxH)	67x56x38 mm

## Pin Configuration



## Input/Output Signal

Pin #	Signal	Pin #	Signal
1	TMDS Data2-	16	Hot Plug Detect
2	TMDS Data2+	17	TMDS Data0-
3	TMDS Data 2/4 Shield	18	TMDS Data0+
4	TMDS Data4-	19	TMDS Data 0/5 Shield
5	TMDS Data4+	20	TMDS Data5-
6	DDC Clock	21	TMDS Data5+
7	DDC Data	22	TMDS Clock Shield
8	N/A	23	TMDS Clock+
9	TMDS Data1-	24	TMDS Clock-
10	TMDS Data1+		
11	TMDS Data 1/3 Shield	C1	N/A
12	TMDS Data3-	C2	N/A
13	TMDS Data3+	C3	N/A
14	+5V Power	C4	N/A
15	GND	C5	Analog Ground

## Technical Support

StarTech.com's lifetime technical support is an integral part of our commitment to provide industry-leading solutions. If you ever need help with your product, visit [www.startech.com/support](http://www.startech.com/support) and access our comprehensive selection of online tools, documentation, and downloads.

## Warranty Information

This product is backed by a one year warranty. In addition, StarTech.com warrants its products against defects in materials and workmanship for the periods noted, following the initial date of purchase. During this period, the products may be returned for repair, or replacement with equivalent products at our discretion. The warranty covers parts and labor costs only. StarTech.com does not warrant its products from defects or damages arising from misuse, abuse, alteration, or normal wear and tear.

### Limitation of Liability

In no event shall the liability of StarTech.com Ltd. and StarTech.com USA LLP (or their officers, directors, employees or agents) for any damages (whether direct or indirect, special, punitive, incidental, consequential, or otherwise), loss of profits, loss of business, or any pecuniary loss, arising out of or related to the use of the product exceed the actual price paid for the product. Some states do not allow the exclusion or limitation of incidental or consequential damages. If such laws apply, the limitations or exclusions contained in this statement may not apply to you.



StarTech.com has been making “hard-to-find easy” since 1985, providing high quality solutions to a diverse IT and A/V customer base that spans many channels, including government, education and industrial facilities to name just a few. We offer an unmatched selection of computer parts, cables, A/V products, KVM and Server Management solutions, serving a worldwide market through our locations in the United States, Canada, the United Kingdom and Taiwan.

Visit **[www.startech.com](http://www.startech.com)** today for complete information about all our products and to access exclusive interactive tools such as the Cable Finder, Parts Finder and the KVM Reference Guide.