



## Installation

1. From the underside of the motherboard, position the Fastening Plate under the CPU position such that the four screw posts are inserted through the holes on the motherboard.




2. From the topside of the motherboard, apply Thermal Heatsink Grease evenly to the surface of the CPU. Only apply as much grease as will be required to cover the surface of the CPU once the heatsink has been installed, as the pressure of the heatsink application will spread the grease.




3. Place the heatsink and fan over the CPU, aligning the four holes on the heatsink with the screw posts (see step #1).



4. Secure the heatsink and fan to the Fastening Plate, using the four spring screws.



5. Connect the 3-pin (TX3) connector (on the fan) to the appropriate connector on the motherboard.



# Specifications

<b>Fan Dimensions</b>	70 x 70 x 10 mm
<b>Heatsink Dimensions</b>	107 x 71.8 x 25.5 mm
<b>Bearing Type</b>	Dual Ball Bearing
<b>Heatsink Base Material</b>	Copper
<b>Fan Material</b>	Plastic
<b>Rated Voltage</b>	12 V
<b>Noise Level</b>	<36 dB
<b>Air Flow Rate</b>	25.63 CFM
<b>Connector Types</b>	1 x TX3 Female
<b>Best Fit Applications</b>	Designed for AMD Socket AM2 series, typically found in Server class systems with 1U low profile design: AMD Opteron 1210HE - 1218 HE(to 65w) AMD Sempron 2800+ - 3800+(to 62w) AMD Sempron LE1100 - LE1250(to 45w) Athlon 64 3000+ - 4000+(to 65w) Athlon 64 LE1600 - LE1620(to 62w) Athlon 64 x2 3600+ - 5200+(to 65w) Athlon X2 BE2300 -BE2400(to 45w)

## Technical Support

StarTech.com's lifetime technical support is an integral part of our commitment to provide industry-leading solutions. If you ever need help with your product, visit [www.startech.com/support](http://www.startech.com/support) and access our comprehensive selection of online tools, documentation, and downloads.

## Warranty Information

This product is backed by a one year warranty. In addition, StarTech.com warrants its products against defects in materials and workmanship for the periods noted, following the initial date of purchase. During this period, the products may be returned for repair, or replacement with equivalent products at our discretion. The warranty covers parts and labor costs only. StarTech.com does not warrant its products from defects or damages arising from misuse, abuse, alteration, or normal wear and tear.

## Limitation of Liability

In no event shall the liability of StarTech.com Ltd. and StarTech.com USA LLP (or their officers, directors, employees or agents) for any damages (whether direct or indirect, special, punitive, incidental, consequential, or otherwise), loss of profits, loss of business, or any pecuniary loss, arising out of or related to the use of the product exceed the actual price paid for the product.

Some states do not allow the exclusion or limitation of incidental or consequential damages. If such laws apply, the limitations or exclusions contained in this statement may not apply to you.