

I Operation

The SV125 emulates a Sun's keyboard and mouse upon Sun computer set-up.

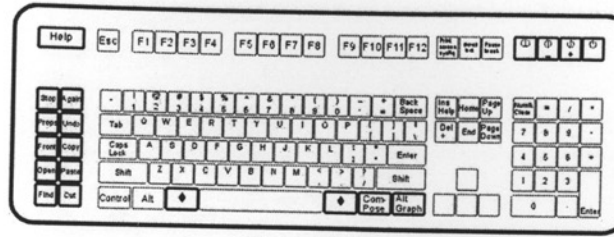
The extra pushbutton on the side of the SV125 is used to simulate the power-on key on Sun's keyboard.

The Sun keyboard has more keys than a standard PS/2 keyboard. The extra functions can be simulated by pressing the lower-right Ctrl followed by one of the function keys on a PS/2 keyboard (i.e. combo key). Refer to the following table for the keyboard mapping. For instance, tap the lower-right Ctrl key, then tap the function key F7 to activate Open for a Sun computer.

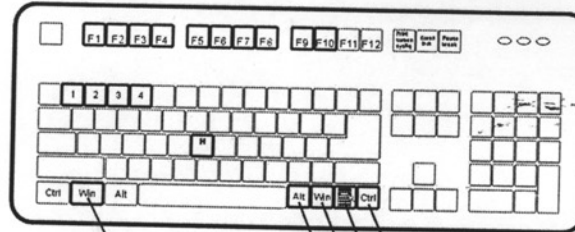
When the lower-right Ctrl is pressed, the **Combo key active** indicator lights up, indicating the SV125 is waiting for another key to complete the simulation. The indicator goes off either after a simulation completes or after 3 seconds.

The **Compose + K/M activity** indicator is a replica for the **Compose** indicator on a Sun keyboard. The indicator flashes when there is either keyboard or mouse activity.

PS/2 keyboard	Sun keyboard
right - Ctrl F1	Stop
right - Ctrl F2	Again
right - Ctrl F3	Props
right - Ctrl F4	Undo
right - Ctrl F5	Front
right - Ctrl F6	Copy
right - Ctrl F7	Open
right - Ctrl F8	Paste
right - Ctrl F9	Find
right - Ctrl F10	Cut
right - Ctrl 1	Ⓚ
right - Ctrl 2	Ⓚ-
right - Ctrl 3	Ⓚ+
right - Ctrl 4	Ⓚ
right - Ctrl H	Help
Right Window	Right ⬇
Left Window	Left ⬇
Context key	Compose
Right Alt	Alt Graph



Sun Keyboard



PS/2 Keyboard

Limited Warranty

IN NO EVENT SHALL THE DIRECT VENDOR'S LIABILITY FOR DIRECT OR INDIRECT, SPECIAL, INCIDENTAL OR CONSEQUENTIAL DAMAGES, LOSS OF PROFIT, LOSS OF BUSINESS, OR FINANCIAL LOSS WHICH MAY BE CAUSED BY THE USE OF THE PRODUCT EXCEEDS THE PRICE PAID FOR THE PRODUCT.

The direct vendor makes no warranty or representation, expressed or implied with respect to the contents or use of this documentation, and especially disclaims its quality, performance, merchantability, or fitness for any particular purpose.

The direct vendor also reserves the right to revise or update the product or documentation without obligation to notify any user of such revisions or updates. For further information, please contact your direct vendor.

All the brand names and registered trademarks are the property of their respective owners. Sun computer is a registered trademark of Sun Microsystems.

PP5-N9100-011
Printed in Taiwan

STARVIEW PS/2 to Sun
Convert



User's Manual

SV125

Introduction

The SV125 is an interface converter that transforms Sun computer's keyboard, mouse and video signals into PS/2 computer format. With the SV125, you are able to operate a Sun computer with a PS/2 keyboard, mouse and a VGA monitor. Coupled with a PS/2 KVM switch, Sun computers and PS/2 computers can be operated by a set of PS/2 console.

Features

- Supports hot-plug-and-play for PS/2 keyboard and mouse
- Power free operation
- Supports keyboard power-on simulation button for Sun computer

Specifications

Specification	
PS/2 console connector	
Keyboard	Mini-DIN6 (Female)
Mouse	Mini-DIN6 (Female)
Monitor	HDB15 (Female)
Sun computer connector	
Keyboard/mouse	Mini-DIN8 (Female)
Monitor	HDB15 (Female)
Sun computer power-on switch	1
VGA resolution	1920 x 1440
LED	
Combo key active	Yellow x 1
Compose + K/M activity	Green x 1
Enclosure	Metal
H x W x D (mm)	20 X 84 X 59

Installation

- Turn off the Sun computer and connect the PS/2 Console ports of the SV125 as shown in figure 1 for the PS/2 keyboard, mouse and VGA monitor.

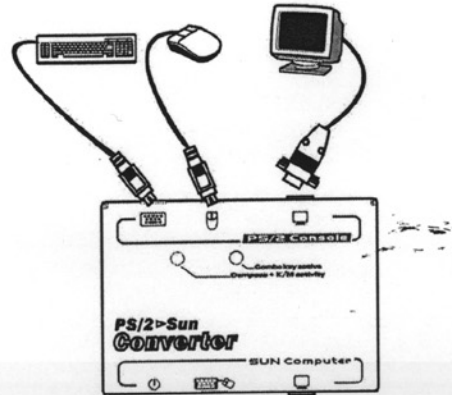


Figure 1

- If the SV125 is used with a PS/2 KVM switch, the PS/2 Console ports are connected as shown in figure 2.

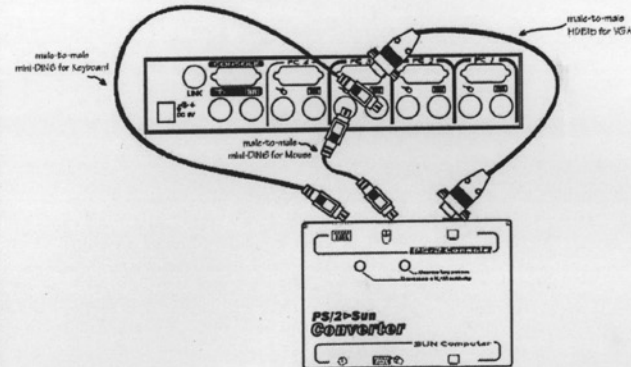


Figure 2

- The connection for the SUN Computer ports is shown in Figure 4 using straight-through, 1-to-1, 2-to-2...8-to-8, mini-DIN8 male-to-male cable (shown in figure 3) for keyboard/mouse and male-to-male DB15 cable for monitor.

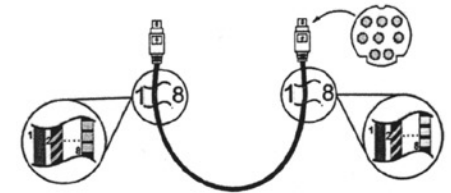


Figure 3

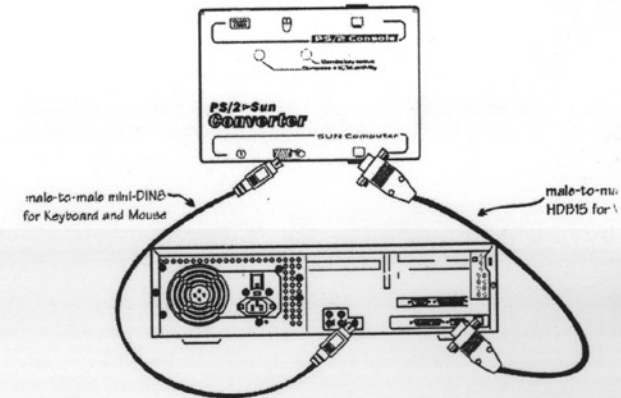


Figure 4

- For Sun computer with 13W3 video port, a 13W3/male-to-HDB15/female adapter is required as shown in figure 5.

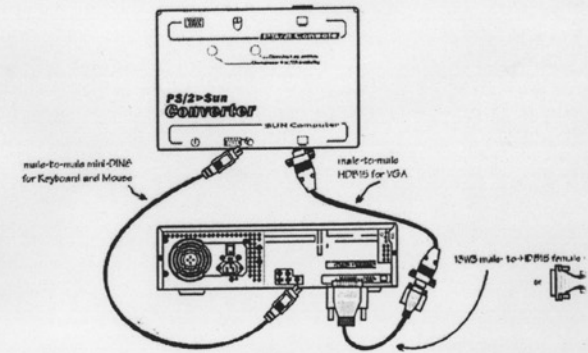


Figure 5